

Have Fun




Sowing Seeds



What You Will Need:

Small seeds.
Seed Tray.
Compost.
Ruler.
Basin.
Watering Can.
Lollipop Sticks.
Pen.



Seed Suggestions:

Radish.
Thyme.
Basil.
Chives.
Nigella.
Foxglove.
Viola.
Tomato.
Onion.
Salad Greens.

Have Fun



Step 1.

Fill the seed tray with compost.



Step 2.

Using a ruler scrape the top of the compost off the seed tray.



Step 3.

Place a seed in the centre of each part of the seed tray.

Have Fun



Step 4.

Cover the seed with a small amount of compost



Step 5.


Get a basin or bigger container.



Step 6.

Add 1-2cm of water to the basin or tray.

Have Fun



Step 7.

Add your seed tray to the water.



Step 8.

After 1 hour take the seed tray out of the water.



Step 9.


Place the seed tray somewhere warm and sunny like the window sill.

Have Fun




Step 10.

Label your seeds with the lollipop sticks and pen.



Tip 1.

Wait a couple of weeks until shoots appear.



Tip 2.

Pick up your tray if it feels light , gently add water with your watering can.