



# How to make tissue flowers




## You will need


A fan of six colorful tissue paper sheets in shades of orange, blue, green, pink, and purple.	Tissue Paper
A pair of scissors with red handles and silver blades.	Scissors
A bundle of pipe cleaners in various colors including red, orange, yellow, green, blue, pink, purple, and black.	Pipe cleaners
A pile of dry, light-brown sticks or twigs.	Sticks

--	--






<h2>Method</h2>
-----------------

	<p>Ask for help when using a scissors.</p>
---	--

	<p>Cut 6/ 8 sheets of tissues paper</p>
--	---

	<p>Fold sheets</p>
---	--------------------

	<p>Fold sheets back and forth</p>
--	-----------------------------------

	
	<p>Trim folded tissue</p>
	<p>Round ends</p>
	<p>Tie tissue with pipe cleaner</p>
	<p>Spread folded tissue open</p>



Separate all the layers



Open folds on other side



Separate layers of tissues



Arrange petals



Add stems